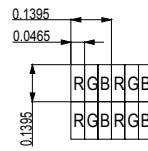
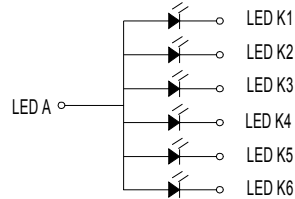
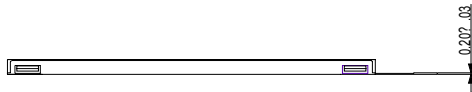
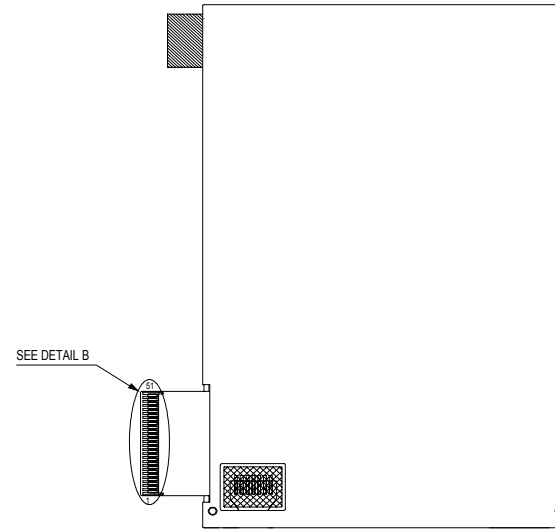
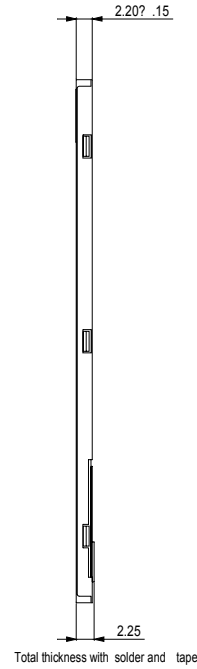
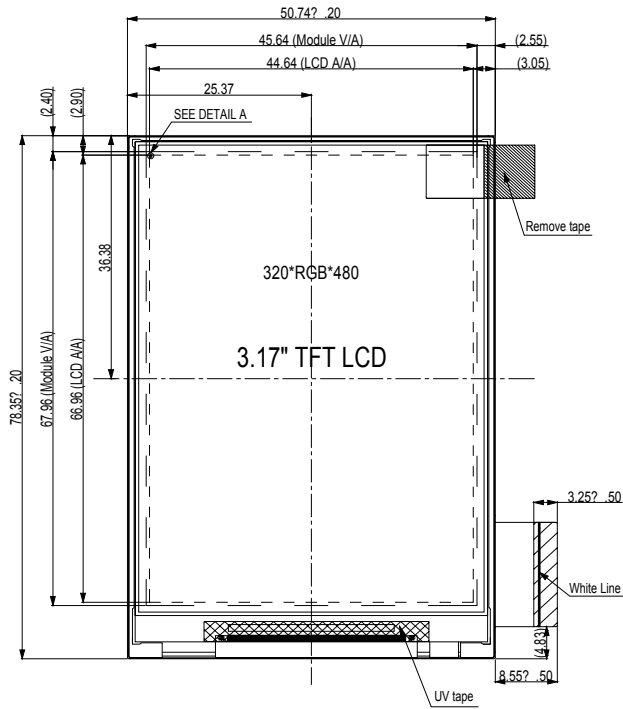
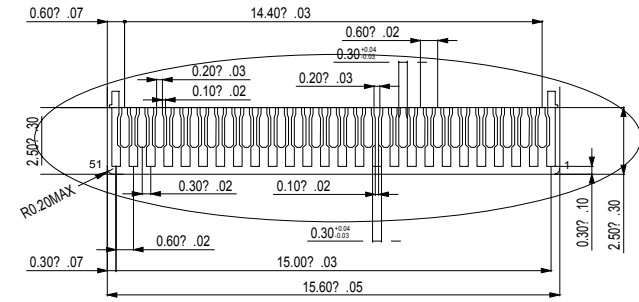




PIN	SYMBOL
1	LEDK6
2	LEDK5
3	LEDK4
4	LEDK3
5	LEDK2
6	LEDK1
7	LEDA
8	GND
9	VCC
10	VCC
11	IOVCC
12	GND
13	TE
14	CSX
15	DICX
16	WRXSDA
17	RDY
18	DIN/SDA
19	DOUT
20	GND
21	DB0
22	DB1
23	DB2
24	DB3
25	DB4
26	DB5
27	DB6
28	DB7
29	DB8
30	DB9
31	DB10
32	DB11
33	DB12
34	GND
35	DB13
36	DB14
37	DB15
38	DB16
39	DB17
40	DE
41	PCLK
42	HSYNC
43	VSYNC
44	RESET
45	IM2
46	IM1
47	IM0
48	SD
49	GND
50	LED_PWM
51	GND



DETAIL A
SCALE:40:1



DETAIL B
SCALE:4:1

NOTES:

1. Display Type: TFT
2. Backlight: 6-chips LED
3. Driver IC: R61581
4. General Tolerance: ± 0.2
5. Requirements on Environment Protection: Q/S0002
6. Recommended Case Open Area should be less than Module V.A
7. Connector: FH26-51S-0.3SHW