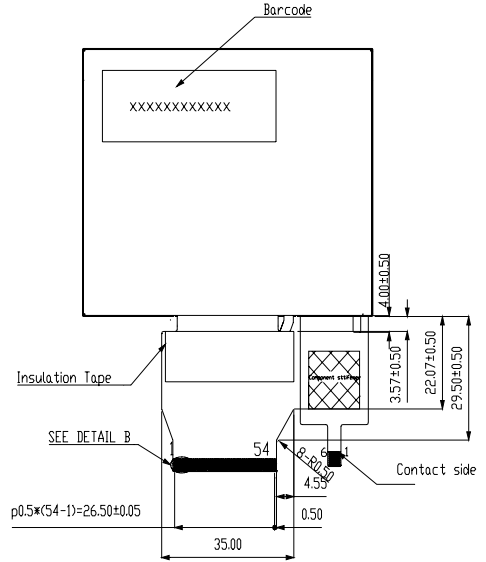
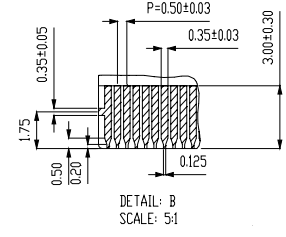
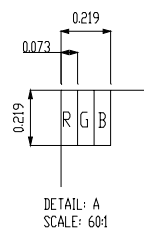
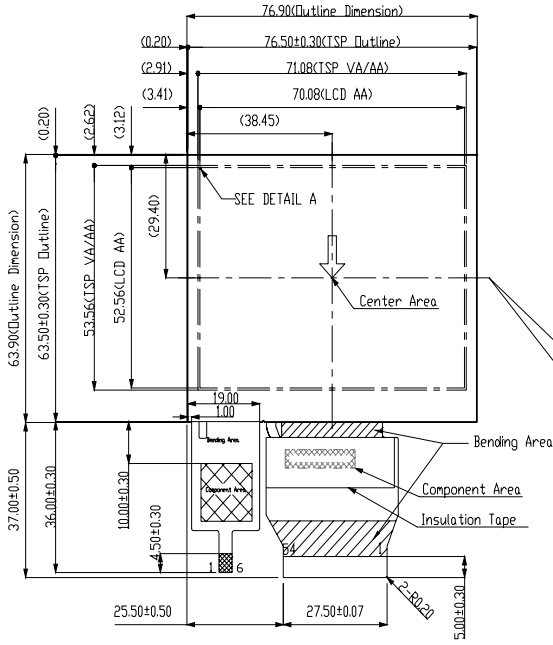




NO.	PIN NAME
1	LED Cathode
2	LED Cathode
3	LED Anode
4	LED Anode
5	NC
6	RESET
7	NC
8	NC
9	NC
10	NC
11	NC
12	D00
13	D01
14	D02
15	D03
16	D04
17	D05
18	D06
19	D07
20	D08
21	D09
22	D10
23	D11
24	D12
25	D13
26	D14
27	D15
28	D16
29	D17
30	D18
31	D19
32	D20
33	D21
34	D22
35	D23
36	HSYNC
37	VSYNC
38	CLK
39	NC
40	NC
41	VDD
42	VDD
43	SPENA
44	NC
45	NC
46	NC
47	NC
48	NC
49	SPCK
50	SPDA
51	NC
52	BEN
53	GND
54	GND



TSP pin assignment

Pin No.	Assignment
1	VDD
2	GND
3	INT
4	SCLK
5	SDATA
6	URAT

NOTES:
 1. Display: TFT;
 2. View Direction: 12:00;
 3. General Tolerance: ±0.20;
 4. IC: NT39016D